

Disc scrubber driers

CT 55

B 55 - C 55 - BT 55 - BT 60



Solution distribution from brush center avoids solution wastes.



Self-levelling mechanical system for an always perfect adherence between brush and floor.




Squeegee designed for the highest drying and productivity results.



Easy to use thanks to intuitive commands.



Deactivation and re-start of working function simply with a command on handle. It includes brush and suction delayed stop for irregular working stages.



Brushes, blades and suction hoses replacement without tools.



Exclusive technologies

TCL on board battery charger (optional)



Topping-up Charger Limiter allows the best recharge management of batteries. It can double their life by keeping the maximum performance during the operating time. Available also in standalone version **BLS (Battery Life Saver)**.

Power Battery (optional)



Batteries with Gel technology which don't require maintenance. Very low levels of auto-discharge and made from almost completely recyclable materials.


Chem Dose (optional)



Detergent dosing system separated from water supply. It allows consistent savings on chemical products. Tank easily removable.




Possibility of solution supply according to machine speed (BT version).



Anti-foam system with special electromechanical suction motor protection. Automatic suction stop when the tank is full.



Treated aluminium alloy squeegee structure with special "V" shape.



Yellow operator maintenance areas. Brush with maximum consumption indicator.



Motor gear box, suction motor and electric components of high quality.

Main technical characteristics

Motors

- **Brush rotation:** independent oil bath motor gear box
- **Suction:** 2 stages with stainless steel fans and shaft
- **Traction:** parallel axis differential with stainless steel bearings (BT version)

Plastics

- **Tanks:** great thickness high density polyethylene
- **Squeegee blades:** made in Latex usable on 4 sides
- **Hoses:** suction and discharge made in high resistance polyurethane
- **Wheels:** oil resistant

Other characteristics

- Nylon standard brushes with maximum consumption indicator
- Automatic brush click-on/off (1 brush version)
- Electronic solution flow adjustment
- Positioned in height discharge hose (ø 40 mm)

Mechanics

- **Chassis:** double treatment with galvanizing + die-casting
- **Bearings:** shielded against humidity and water seepages
- **Bolts and nuts:** made in stainless steel where there are water contacts

Electric system

- **Carbon brushes:** easily changeable
- **Boards:** equipped with protective film against water and humidity
- **Solenoid valve:** with Viton membrane resistant against chemical agents
- **Sensors:** solution and recovery water level protected against accidental impacts
- **Display:** complete with hour counter and battery level



Control panel

Brushes, solution and vacuum inserted by one unique command or singularly upon necessity.

Code	Model	Scrubbing width (mm)	Squeegee width (mm)	Productivity (max speed) (m ² /h)	Brush no.	Solution tank (l)	Recovery tank (l)	Power supply	Max speed (Km/h)	Weight net (Kg)	Dimensions (LxWxH) (cm)
LPTB01516	CT 55 B 55	550	815	1925	1 (disc)	55	60	24 V (2x12 V) - 118 Ah (C5)	3.5	69	1190x640x1018
LPTB01517	CT 55 BT 55	550	815	2475	1 (disc)	55	60	24 V (2x12 V) - 118 Ah (C5)	4.5	75	1190x640x1018
LPTB01518	CT 55 BT 60	600	815	2700	2 (disc)	55	60	24 V (2x12 V) - 118 Ah (C5)	4.5	94	1190x640x1018
LPTE01102	CT 55 C 55	550	815	1925	1 (disc)	55	60	230 V 50 Hz (15 m cable)	3.5	83	1190x640x1018

Example of accessories on request

